

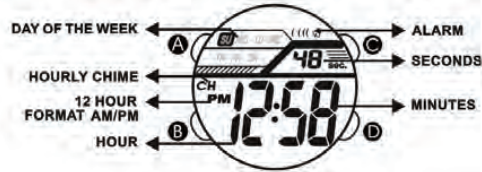
# SWING

X9101L2  
X9101L3



## REGULAR DISPLAY AND BUTTON OPERATION

E-01

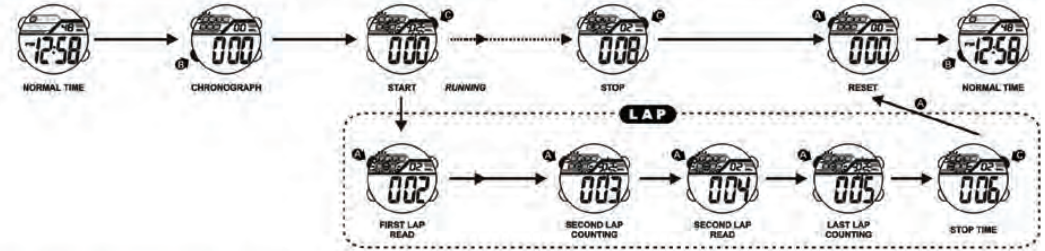


### BUTTON OPERATION

- Ⓐ ADJUST
- Ⓑ MODE
- Ⓒ ST/STP
- Ⓓ LIGHT

## HOW TO USE THE CHRONOGRAPH

E-08



## FEATURES AND SPECIFICATIONS

E-11

- Standard display mode: Hour, Minutes, Seconds, Month, Day of week.
- Functions:
  - \* Month, Date, AM/PM Indicator, and Electro-Luminescent backlight.
  - \* Alarm function with beep signal.
  - \* Stopwatch function with lap timer.
  - \* Hourly chime.
  - \* 12/24 hour format option.
3. Accuracy at normal temperature (25°C): ±30 seconds a month.
4. Normal operating temperature range: 10°C - 40°C.

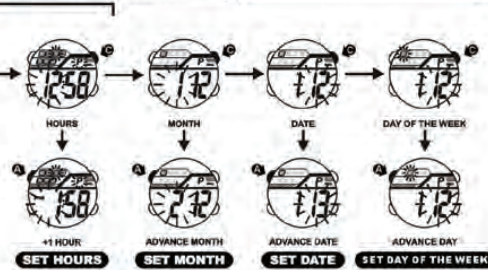
## HOW TO SET NORMAL TIME

E-02



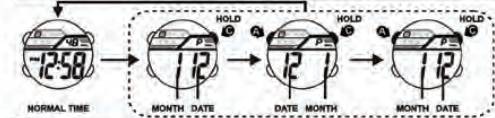
## HOW TO SET NORMAL TIME

E-03

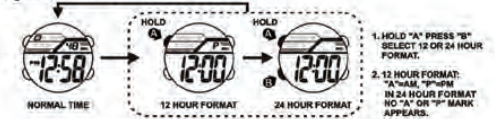


## HOW TO DISPLAY MONTH, DATE

E-04



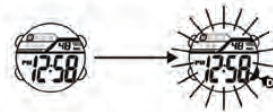
## 12/24 HOUR FORMAT DISPLAY



- HOLD "A" PRESS "B" SELECT 12 OR 24 HOUR FORMAT.
- 12 HOUR FORMAT: "A" MARK, "P" MARK IN 24 HOUR FORMAT NO "A" OR "P" MARK APPEARS.

## HOW TO USE EL LIGHT

E-05

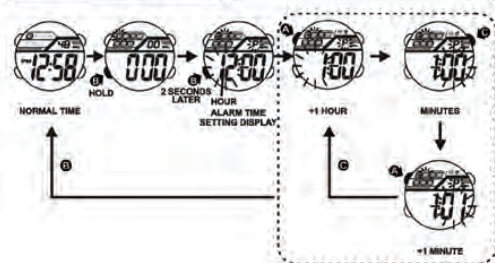


### NOTE:

- The backlight of the watch employs an electro-luminescent (EL) light. watch tends to lose illuminating power after very long use.
- The illumination provided by backlight may be hard to see when viewed under direct sunlight.

## HOW TO SET ALARM TIME

E-06



## HOW TO USE ALARM AND CHIME DISPLAY

E-07

