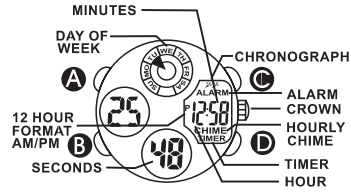


COVE & SNAPPER

X1026L1
X1025L1



REGULAR DISPLAY AND BUTTON OPERATION

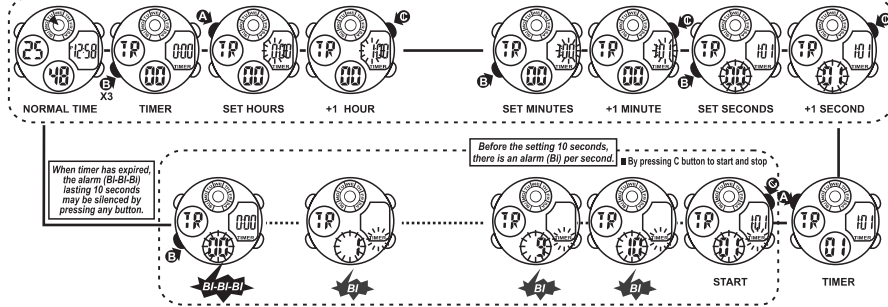


BUTTON OPERATION

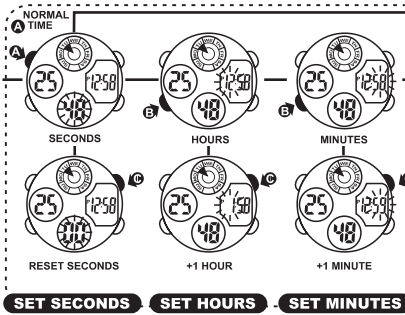
- A SET
- B MODE
- C ADJ.
- D LIGHT

HOW TO USE TIMER

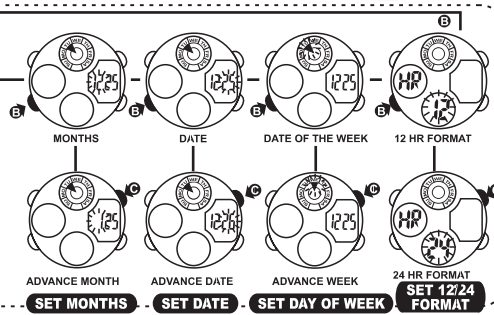
SET TIMER



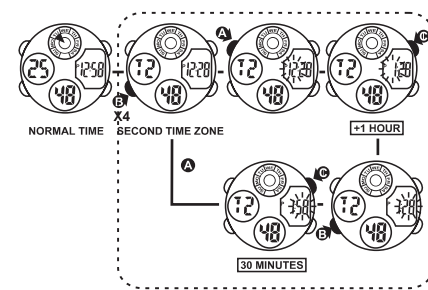
HOW TO SET NORMAL TIME



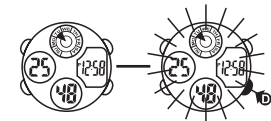
HOW TO SET NORMAL TIME



HOW TO SET SECOND TIME ZONE

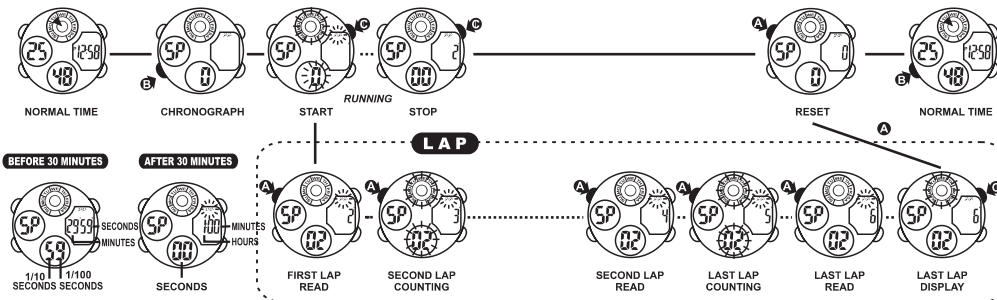


HOW TO USE EL LIGHT



- NOTE:
- The backlight of the watch employs an electro-luminescent (EL) light, watch tends to lose illuminating power after very long use.
 - The illumination provided by backlight may be hard to see when viewed under direct sunlight.

HOW TO USE THE CHRONOGRAPH



FEATURES AND SPECIFICATIONS

- Standard display mode: Hour, Minutes, Seconds, Month, Day of week.
- Function:
 - * Month, Date AM/PM and Electro-Luminescent light.
 - * Alarm function with buzzer signal output.
 - * Chronograph function with lap operation.
 - * Hourly chime.
 - * 12/24 hour format switch option.
 - * Timer.
 - * Second time zone.
- Accuracy at normal temperature (25°C): ± 30 seconds a month.
- Normal operating temperature range: 10°C ~ 40°C.