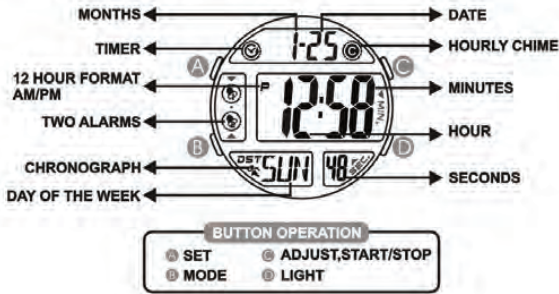




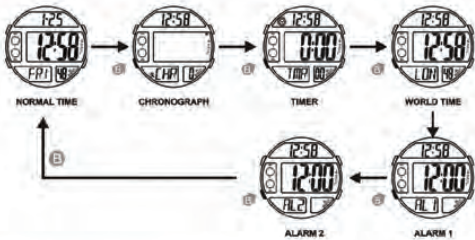
REGULAR DISPLAY AND BUTTON OPERATION

E-01



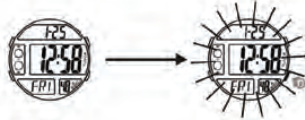
HOW TO CHANGE THE DISPLAY MODE

E-02



HOW TO USE EL LIGHT

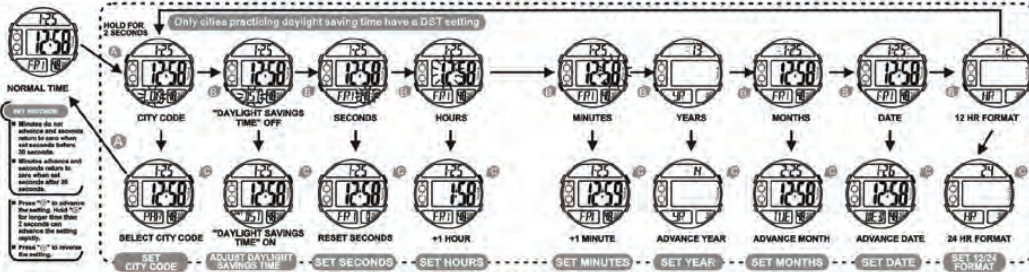
E-03



NOTE:
 1. This watch features an electro-luminescent (EL) backlight, watch tends to lose illuminating power after very long use.
 2. The illumination provided by backlight may hard to see under direct sunlight.

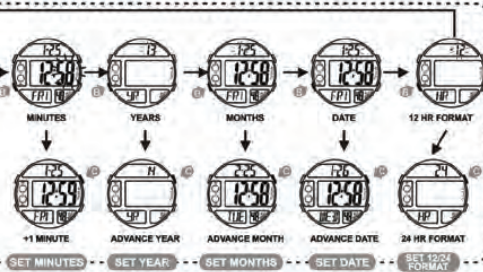
HOW TO SET NORMAL TIME

E-04



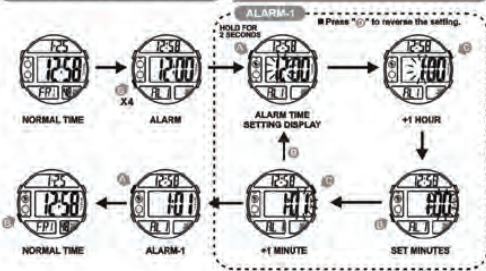
HOW TO SET NORMAL TIME

E-05



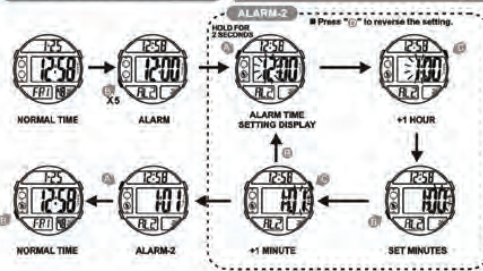
HOW TO SET ALARM TIME

E-06



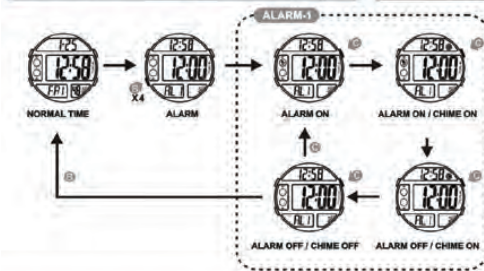
HOW TO SET ALARM TIME

E-07



HOW TO USE ALARM-1 AND CHIME DISPLAY

E-08



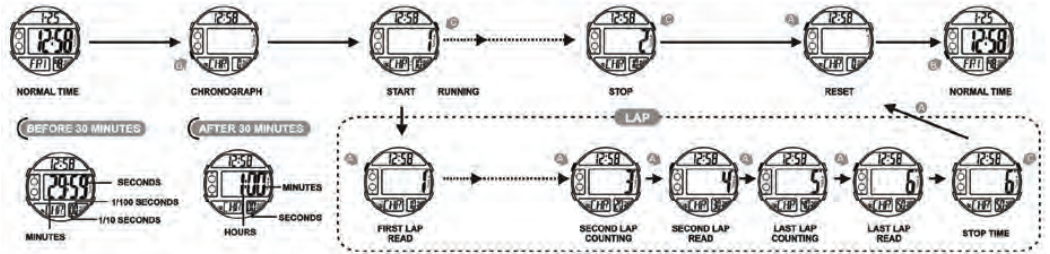
HOW TO SET ALARM-2 DISPLAY

E-09



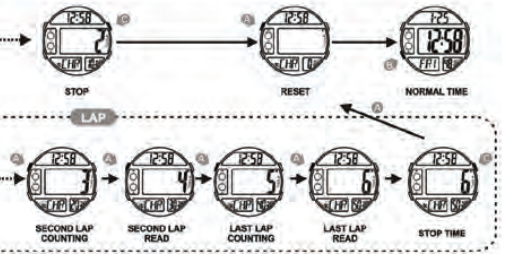
HOW TO SET THE CHRONOGRAPH

E-10



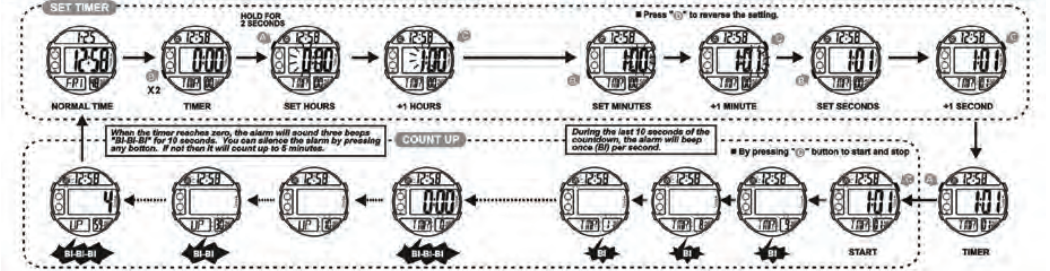
HOW TO SET THE CHRONOGRAPH

E-11



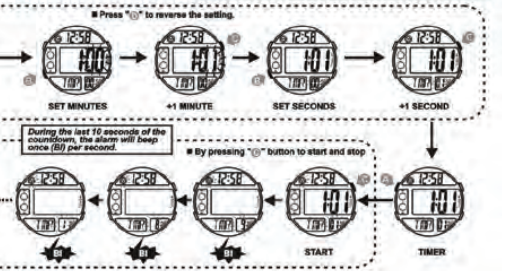
HOW TO SET TIMER

E-12



HOW TO SET TIMER

E-13



HOW TO SET WORLD TIME

E-14



HOW TO SET WORLD TIME

E-15

36 city names (v represents no daylight saving time, v represents a selectable daylight saving time function)

GMT Difference	-11	-10	-9	-8	-7	-6	-5	-4	-3	-2	-1	0	1	2	2			
CITY CODE	PPG	HLX	LAN	LAX	DMN	CH	HVC	CCS	RIO	-2	RAI	GNT	LON	PAR	BER	ATH	CAJ	JRS
DAYLIGHT SAVINGS TIME	x	x	x	x	x	x	x	x	x	x	x	x	x	x	x	x	x	v
CITY NAME	Sarnao	Honolulu	Los Angeles	Anchorage	Danver	Chicago	New York	Cancara	Rio De Janeiro	Prata	Greenwich	London	Paris	Berlin	Athens	Carthage	Jakarta	Jerusalem
GMT Difference	3	3	3.5	4	4.5	5	5.5	5	6.5	7	8	8	9	9	10	11	12	
CITY CODE	ELC	MOV	THR	DVS	HLH	HH	DEL	DAC	RGN	SHG	BUS	SIN	SEL	TYO	ADL	SYD	NOL	WLG
DAYLIGHT SAVINGS TIME	x	x	x	x	x	x	x	x	x	x	x	x	x	x	x	x	x	x
CITY NAME	Jeddah	Moscow	Theran	Dubai	Kabul	Karachi	Delhi	Yangon	Bangkok	Hong Kong	Beijing	Seoul	Tokyo	Adelaide	Sydney	Nooma	Wellington	

FEATURES AND SPECIFICATIONS

E-17

- Standard display mode: Hours, Minutes, Seconds, Day of the week, Date, Months.
- Function:
 - Year, Month, Date AM/PM and Electro-Luminescent light.
 - Alarm function with buzzer signal output.
 - Chronograph function with lap operation.
 - Hourly chime.
 - 12/24 hour format switch option.

- World Time.
 - Timer.
 - Second time zone.
- Accuracy at normal temperature (25°C): ±30 seconds a month.
 - Normal operating temperature range: 10°C ~ 40°C.