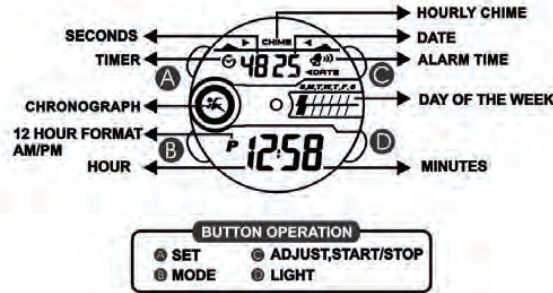


X1453G1
X1453G2



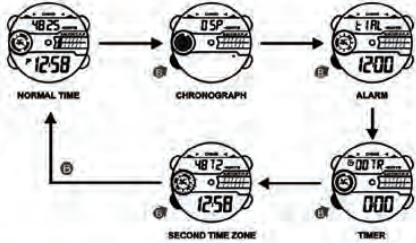
REGULAR DISPLAY AND BUTTON OPERATION

E-01



HOW TO CHANGE THE DISPLAY MODE

E-02



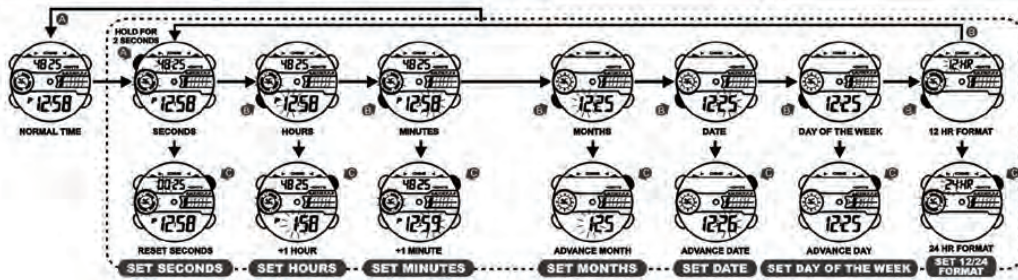
HOW TO DISPLAY CALENDAR

E-03



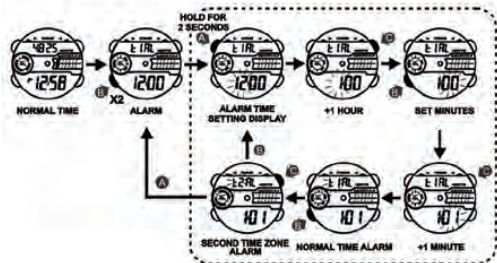
HOW TO SET NORMAL TIME

E-04



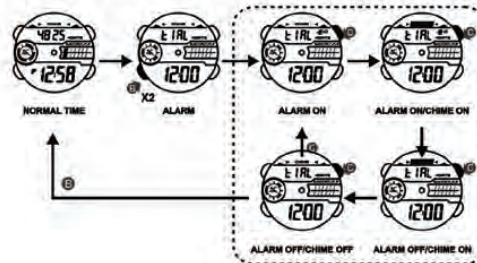
HOW TO SET ALARM TIME

E-06



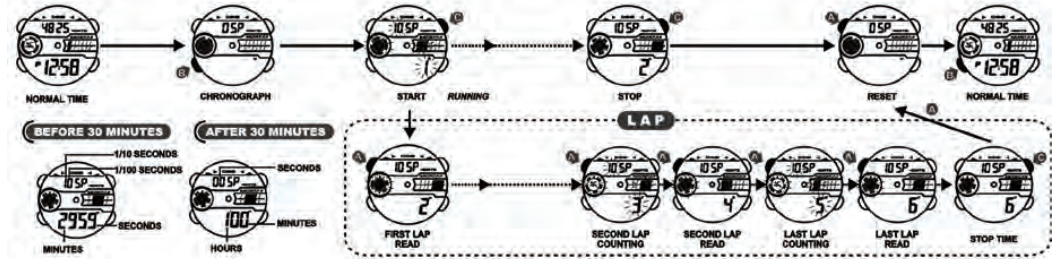
HOW TO USE ALARM AND CHIME DISPLAY

E-07



HOW TO USE THE CHRONOGRAPH

E-08

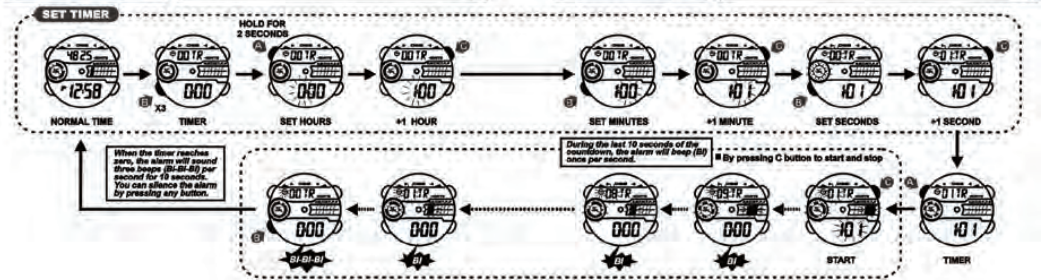


HOW TO USE THE CHRONOGRAPH

E-09

HOW TO USE TIMER

E-10

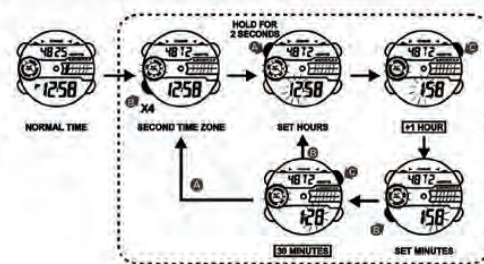


HOW TO USE TIMER

E-11

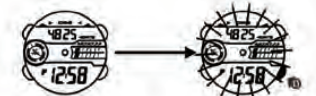
HOW TO SET SECOND TIME ZONE

E-12



HOW TO USE EL LIGHT

E-13



NOTE:
1. This watch features an electro-luminescent (EL) backlight, which tends to lose illuminating power after very long use.
2. The illumination provided by backlight may hard to see under direct sunlight.

CARE OF YOUR WATCH

E-14

- This watch contains precise electronic components. Never attempt to open the case or remove the back cover.
- Do not operate buttons while underwater, or while swimming or diving.
- Should water or condensation appear in the watch, immediately have the watch checked. Water can corrode electronic parts inside the case.
- Avoid severe impact: The watch is designed to withstand impact under normal use. Do not subject it to severe impacts or rough usage, and do not drop it onto hard surfaces.
- Avoid exposing the watch to temperature extremes.
- Clean the watch with a soft cloth and clean water only. Avoid using chemicals, especially soap.
- Keep your watch away from strong electric fields and static electricity.

FEATURES AND SPECIFICATIONS

E-15

- Standard display mode: Hour, Minutes, Seconds, Month, Day of the week.
- Function:
 - * Month, Date AM/PM and Electro-Luminescent light.
 - * Alarm function with buzzer signal output.
 - * Chronograph function with lap operation.
 - * Hourly chime.
 - * 12/24 hour format switch option.
 - * Timer.
 - * Second time zone.
- Accuracy at normal temperature (25°C): ± 30 seconds a month.
- Normal operating temperature range: 10°C - 40°C.