

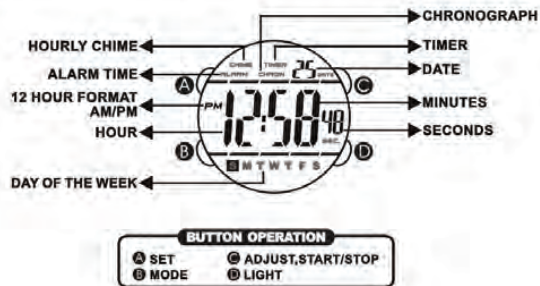
TAILSLIDE

X1430G1
X1430G2



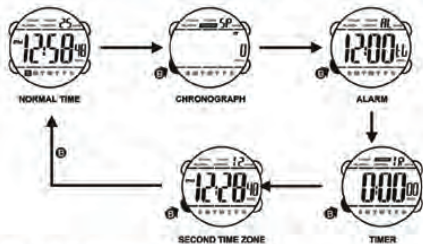
REGULAR DISPLAY AND BUTTON OPERATION

E-01



HOW TO CHANGE THE DISPLAY MODE

E-02



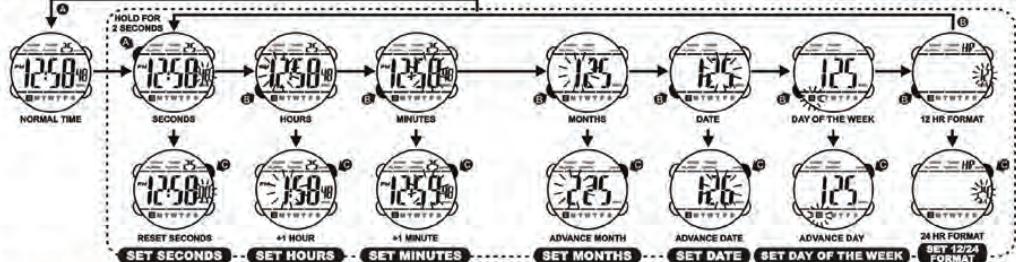
HOW TO DISPLAY CALENDAR

E-03



HOW TO SET NORMAL TIME

E-04

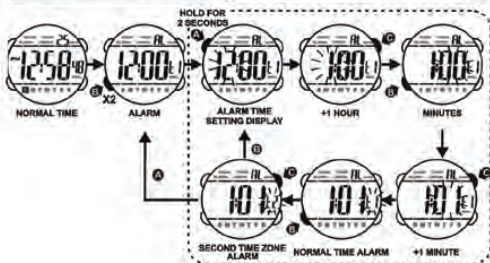


HOW TO SET NORMAL TIME

E-05

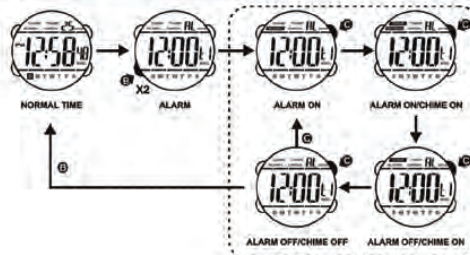
HOW TO SET ALARM TIME

E-06



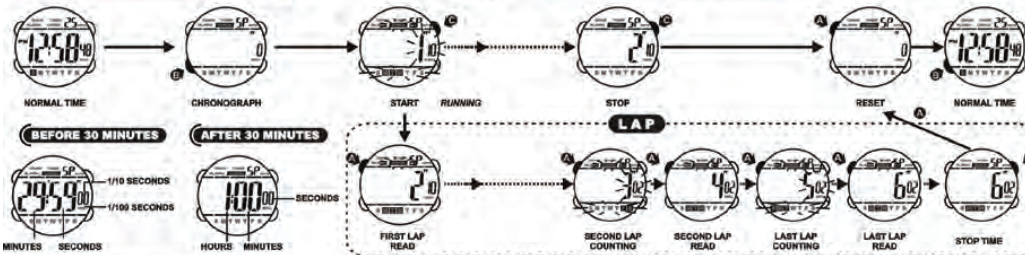
HOW TO USE ALARM AND CHIME DISPLAY

E-07



HOW TO USE THE CHRONOGRAPH

E-08

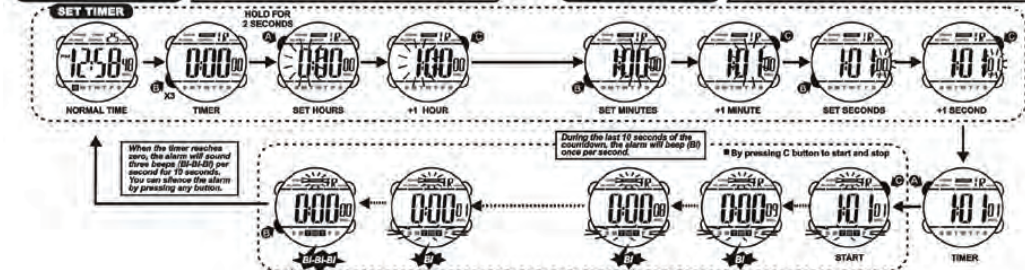


HOW TO USE THE CHRONOGRAPH

E-09

HOW TO USE TIMER

E-10

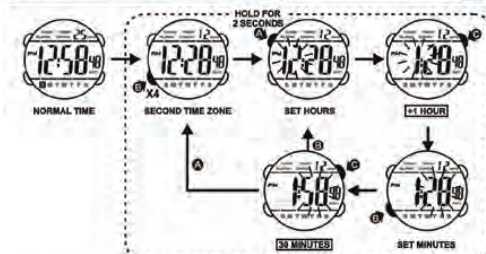


HOW TO USE TIMER

E-11

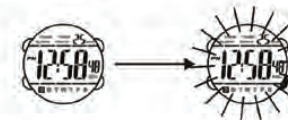
HOW TO SET SECOND TIME ZONE

E-12



HOW TO USE EL LIGHT

E-13



- NOTE:**
- This watch features an electro-luminescent (EL) backlight, which tends to lose illuminating power after very long use.
 - The illumination provided by backlight may be hard to see under direct sunlight.

FEATURES AND SPECIFICATIONS

E-15

- Standard display mode: Hour, Minutes, Seconds, Month, Day of the week.
- Function:
 - Month, Date AM/PM and Electro-Luminescent light.
 - Alarm function with buzzer signal output.
 - Chronograph function with lap operation.
 - Hourly chime.
 - 12/24 hour format switch option.
 - Timer.
 - Second time zone.
- Accuracy at normal temperature (25°C): ± 30 seconds a month.
- Normal operating temperature range: 10°C - 40°C.