

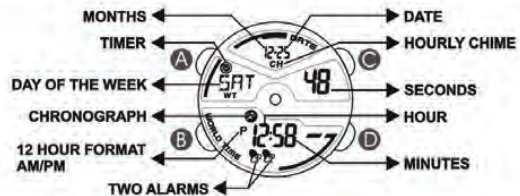
SHOCKWAVE

X1412L1
X1412L2
X1001L4



REGULAR DISPLAY AND BUTTON OPERATION

E-01

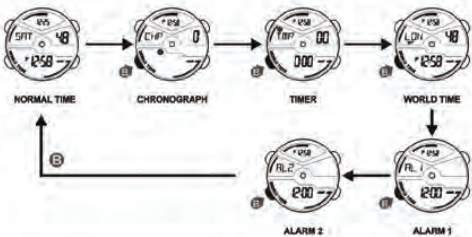


BUTTON OPERATION

- A SET
- B MODE
- C ADJUST, START/STOP
- D LIGHT

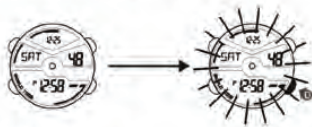
HOW TO CHANGE THE DISPLAY MODE

E-02



HOW TO USE EL LIGHT

E-03

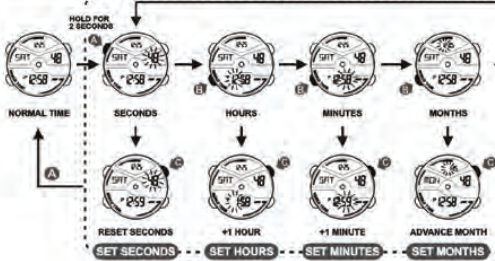


NOTE:

- This watch features an electro-luminescent (EL) backlight, watch tends to lose illuminating power after very long use.
- The illumination provided by backlight may hard to see under direct sunlight.

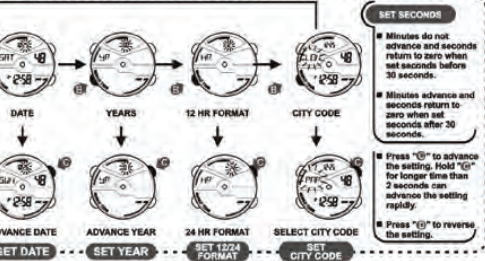
HOW TO SET NORMAL TIME

E-04



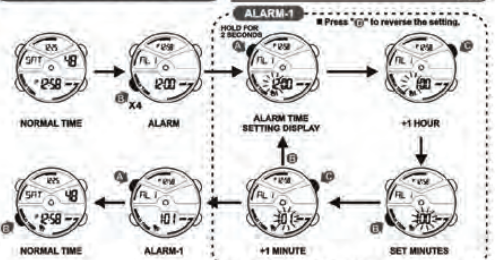
HOW TO SET NORMAL TIME

E-05



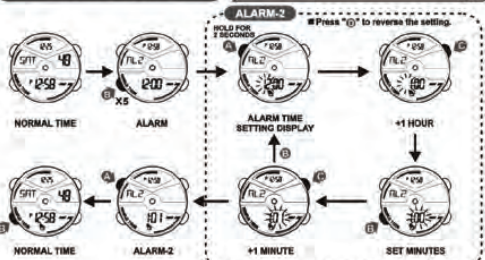
HOW TO SET ALARM TIME

E-06



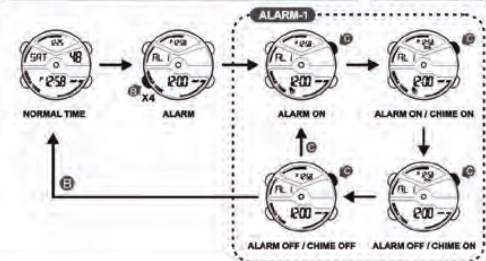
HOW TO SET ALARM TIME

E-07



HOW TO USE ALARM-1 AND CHIME DISPLAY

E-08



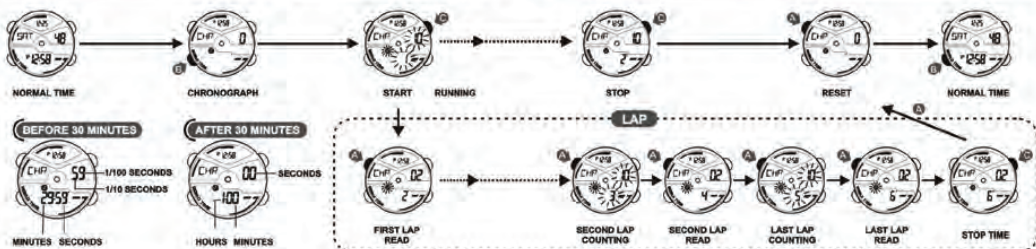
HOW TO SET ALARM-2 DISPLAY

E-09



HOW TO SET THE CHRONOGRAPH

E-10

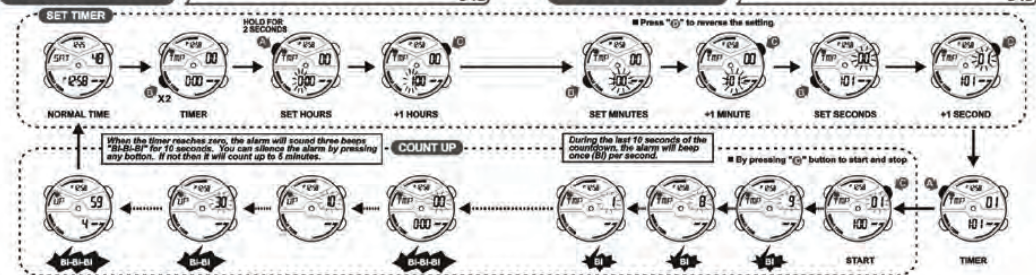


HOW TO SET THE CHRONOGRAPH

E-11

HOW TO SET TIMER

E-12

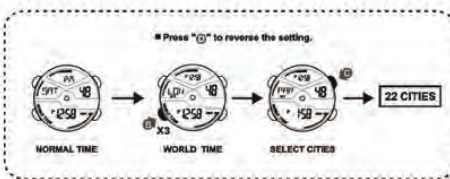


HOW TO SET TIMER

E-13

HOW TO SET WORLD TIME

E-14



HOW TO SET WORLD TIME

E-15

GMT Difference	-11	-10	-09	-08	-07	-06	-05	-04	-03	-02	+01	+02	+03	+04	+05	+06	+07	+08	+09	+10	+11	+12
CITY CODE	PPG	HIL	ANL	LAK	DEX	MEX	NYC	CCS	RO	LAN	PAR	CM	MON	DXB	KH	DAC	BKK	HKG	TYO	SYD	WOU	WLG
CITY NAME	Singapore	Honolulu	Anchorage	Honolulu	Los Angeles	Dallas	New York	Mexico	Caracas	Rio De Janeiro	London	Paris	Cairo	Moscow	Dubai	Karachi	Dhaka	Bangkok	Hong Kong	Tokyo	Sydney	Wellington

FEATURES AND SPECIFICATIONS

E-17

- Standard display mode: Hours, Minutes, Seconds, Day of the week, Date, Months.
- Function:
 - * Year, Month, Date AM/PM and Electro-Luminescent light.
 - * Alarm function with buzzer signal output.
 - * Chronograph function with lap operation.
 - * Hourly chime.
 - * 12/24 hour format switch option.
- * World Time.
- * Timer.
- * Second time zone.
3. Accuracy at normal temperature (25°C): ±30 seconds a month.
4. Normal operating temperature range: 10°C - 40°C.