

BARREL

X1411G1
X1411G2

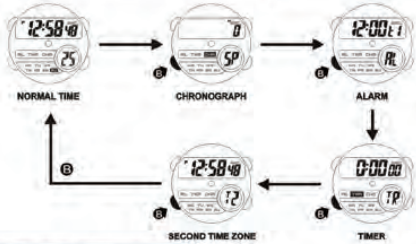


REGULAR DISPLAY AND BUTTON OPERATION E-01



BUTTON OPERATION
A SET **C** ADJUST, START/STOP
B MODE **D** LIGHT

HOW TO CHANGE THE DISPLAY MODE E-02



HOW TO DISPLAY CALENDAR E-03

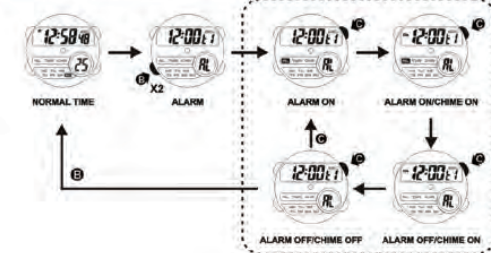


HOW TO SET NORMAL TIME E-04

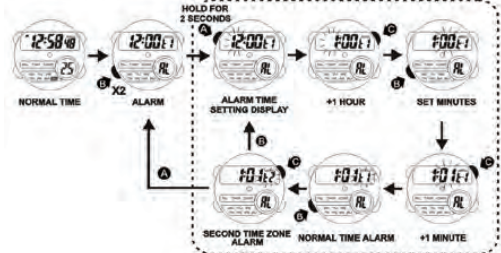


HOW TO SET NORMAL TIME E-05

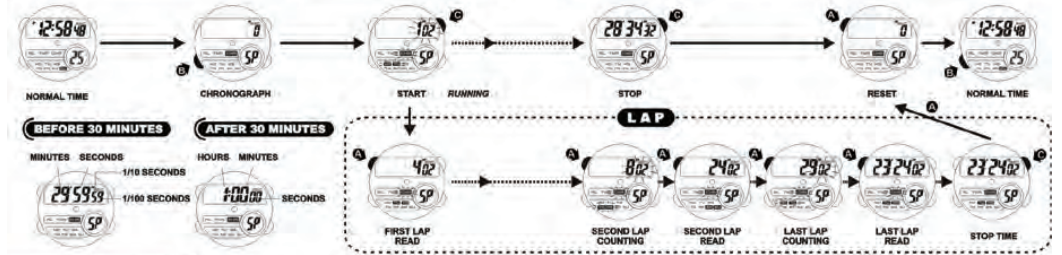
HOW TO USE ALARM AND CHIME DISPLAY E-07



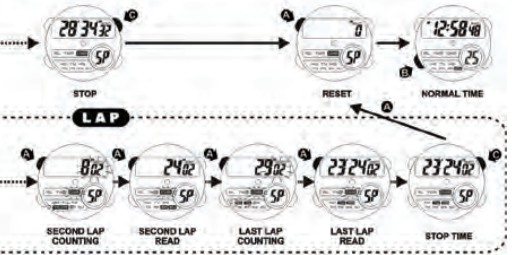
HOW TO SET ALARM TIME E-06



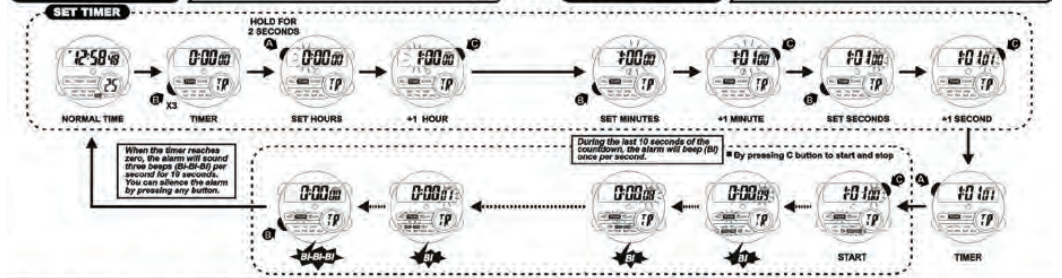
HOW TO USE THE CHRONOGRAPH E-08



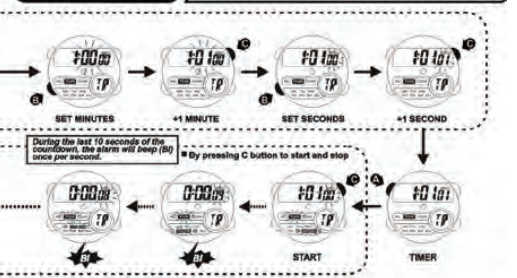
HOW TO USE THE CHRONOGRAPH E-09



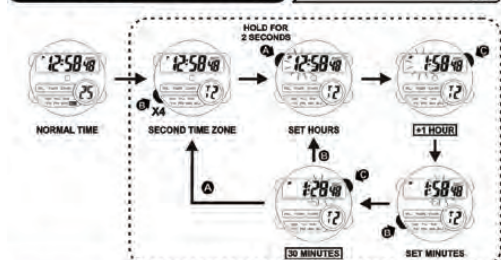
HOW TO USE TIMER E-10



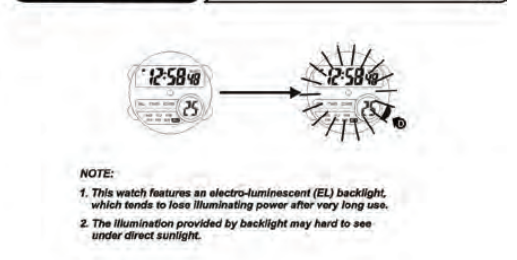
HOW TO USE TIMER E-11



HOW TO SET SECOND TIME ZONE E-12



HOW TO USE EL LIGHT E-13



NOTE:
 1. This watch features an electro-luminescent (EL) backlight, which tends to lose illuminating power after very long use.
 2. The illumination provided by backlight may hard to see under direct sunlight.

FEATURES AND SPECIFICATIONS E-15

- Standard display mode: Hour, Minutes, Seconds, Month, Day of the week.
 Function:
 * Month, Date AM/PM and Electro-Luminescent light.
 * Alarm function with buzzer signal output.
 * Chronograph function with lap operation.
 * Hourly chime.
 * 12/24 hour format switch option.
 * Timer.
 * Second time zone.
- Accuracy at normal temperature (25°C): ± 30 seconds a month.
 Normal operating temperature range: 10°C - 40°C.