

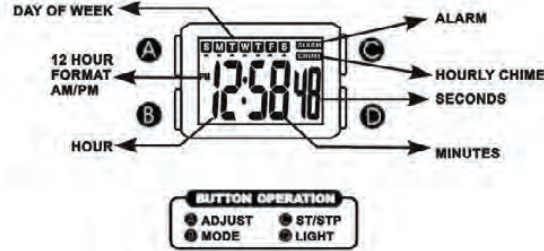
SPANNER

X1354L3



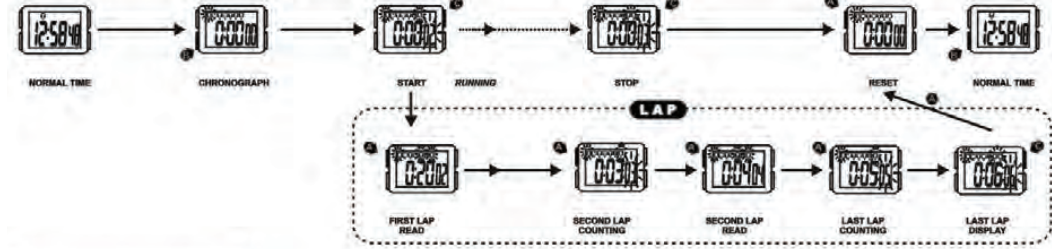
REGULAR DISPLAY AND BUTTON OPERATION

E-01



HOW TO USE THE CHRONOGRAPH

E-08



HOW TO USE THE CHRONOGRAPH

E-09

FEATURES AND SPECIFICATIONS

E-11

- Standard display mode: Hour, Minutes, Seconds, Month, Day of week.
- Function:
 - * Month, Date AM/PM and Electro-Luminescent light.
 - * Alarm function with buzzer signal output.
 - * Chronograph function with lap operation.
 - * Hourly chime.
 - * 12/24 hour format switch option.
- Accuracy at normal temperature (25°C): ± 30 seconds a month.
- Normal operating temperature range: 10°C ~ 40°C.
- Battery: model (CR1620) or equivalent.

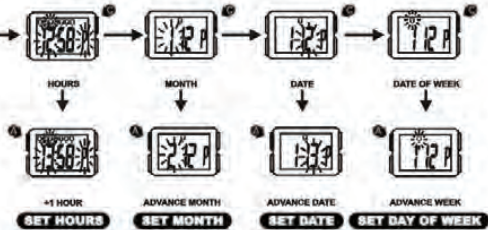
HOW TO SET NORMAL TIME

E-02



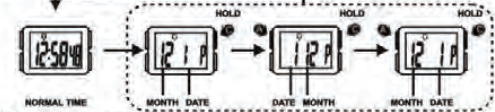
HOW TO SET NORMAL TIME

E-03



HOW TO DISPLAY MONTH, DATE

E-04



HOW TO USE EL LIGHT

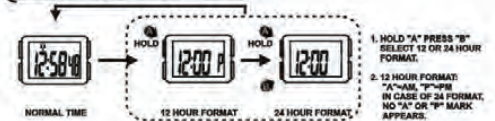
E-05



NOTE:

- The backlight of the watch employs an electro-luminescent (EL) light, watch tends to lose illuminating power after very long use.
- The illumination provided by backlight may be hard to see when viewed under direct sunlight.

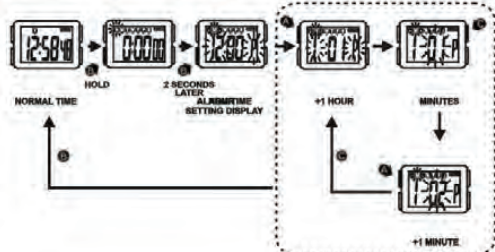
12/24 HOUR FORMAT DISPLAY



- HOLD "A" PRESS "B" SELECT 12 OR 24 HOUR FORMAT.
- 12 HOUR FORMAT: "A" "PM" "P" "AM" IN CASE OF 24 FORMAT, NO "A" OR "P" MARK APPEARS.

HOW TO SET ALARM TIME

E-06



HOW TO USE ALARM AND CHIME DISPLAY

E-07

