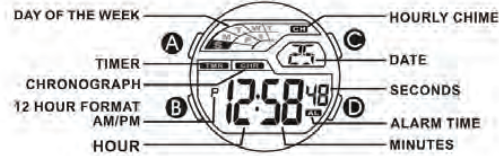


# TURBINE

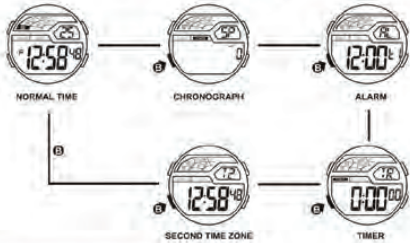
X1345G2



## REGULAR DISPLAY AND BUTTON OPERATION



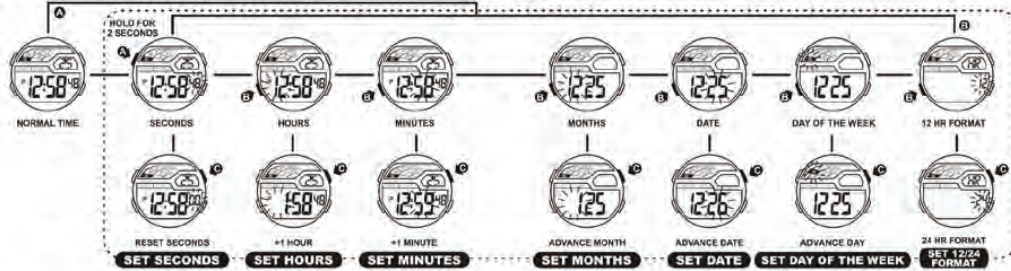
### HOW TO CHANGE THE DISPLAY MODE



### HOW TO DISPLAY CALENDAR



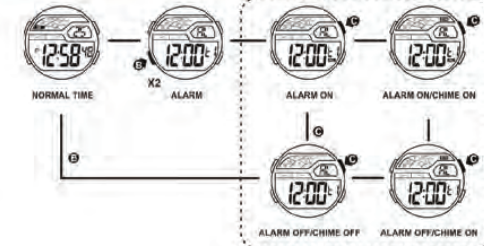
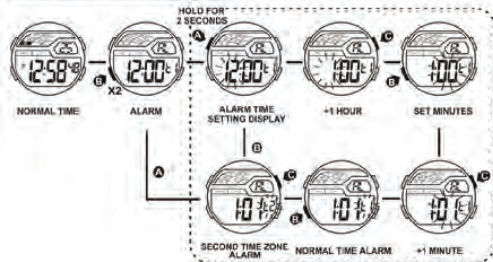
### HOW TO SET NORMAL TIME



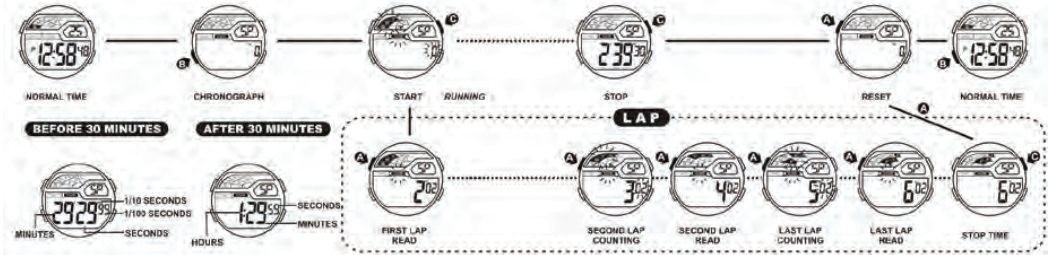
### HOW TO SET NORMAL TIME

### HOW TO USE ALARM AND CHIME DISPLAY

### HOW TO SET ALARM TIME



### HOW TO USE THE CHRONOGRAPH

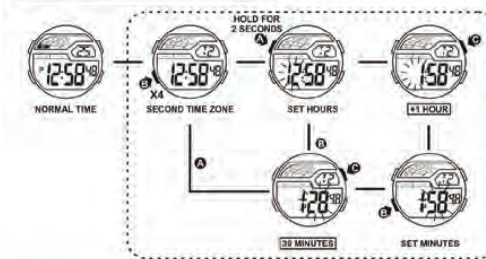


### HOW TO USE THE CHRONOGRAPH

### HOW TO USE TIMER



### HOW TO SET SECOND TIME ZONE



### HOW TO USE EL LIGHT



**NOTE:**

- This watch features an electro-luminescent (EL) backlight, which tends to lose illuminating power after very long use.
- The illumination provided by backlight may hard to see under direct sunlight.

### FEATURES AND SPECIFICATIONS

- Standard display mode: Hour, Minutes, Seconds, Month, Day of the week.
- Function:
  - Month, Date AM/PM and Electro-Luminescent light.
  - Alarm function with buzzer signal output.
  - Chronograph function with lap operation.
  - Hourly chime.
  - 12/24 hour format switch option.
  - Timer.
  - Second time zone.
- Accuracy at normal temperature (25°C): ± 30 seconds a month.
- Normal operating temperature range: 10°C ~ 40°C.