




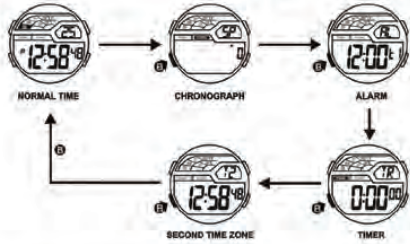
## REGULAR DISPLAY AND BUTTON OPERATION

E-01



## HOW TO CHANGE THE DISPLAY MODE

E-02



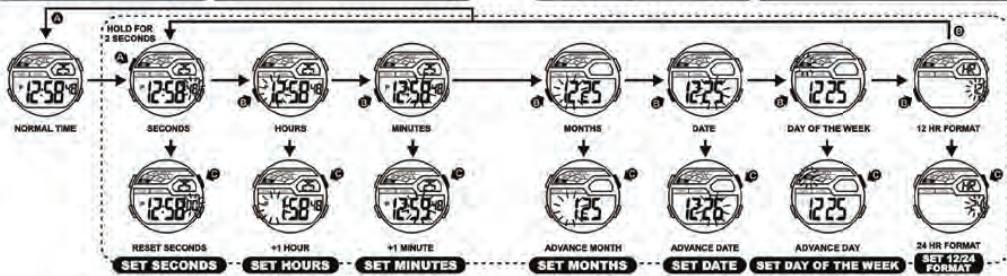
## HOW TO DISPLAY CALENDAR

E-03



## HOW TO SET NORMAL TIME

E-04

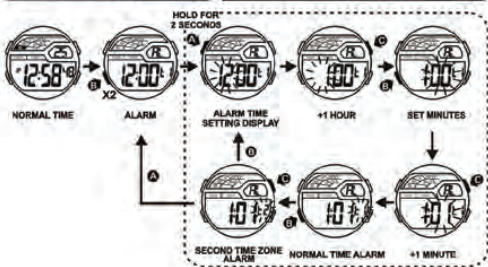


## HOW TO SET NORMAL TIME

E-05

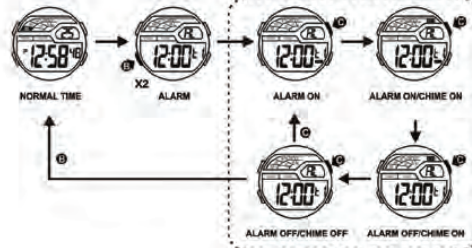
## HOW TO SET ALARM TIME

E-06



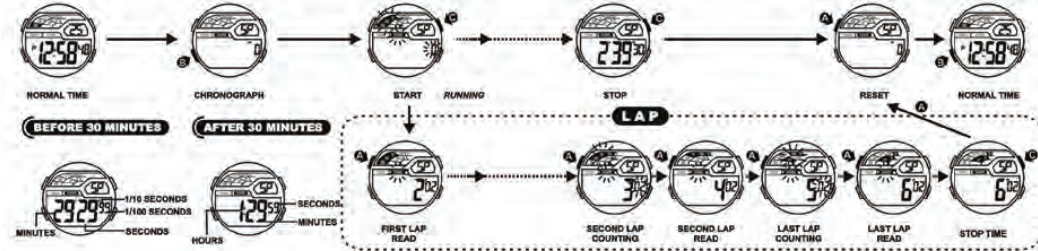
## HOW TO USE ALARM AND CHIME DISPLAY

E-07



## HOW TO USE THE CHRONOGRAPH

E-08

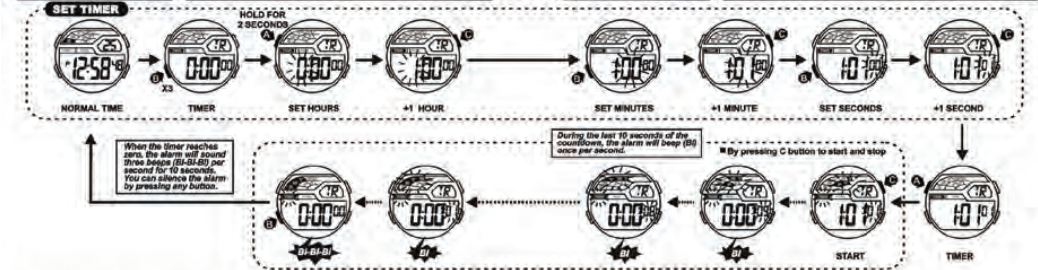


## HOW TO USE THE CHRONOGRAPH

E-09

## HOW TO USE TIMER

E-10

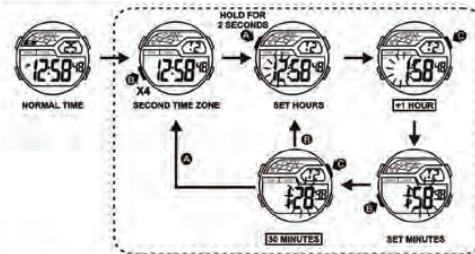


## HOW TO USE TIMER

E-11

## HOW TO SET SECOND TIME ZONE

E-12



## HOW TO USE EL LIGHT

E-13



**NOTE:**  
1. This watch features an electro-luminescent (EL) backlight, which tends to lose illuminating power after very long use.  
2. The illumination provided by backlight may hard to see under direct sunlight.

## FEATURES AND SPECIFICATIONS

E-15

- Standard display mode: Hour, Minutes, Seconds, Month, Day of the week.
- Function:
  - \* Month, Date AM/PM and Electro-Luminescent light.
  - \* Alarm function with buzzer signal output.
  - \* Chronograph function with lap operation.
  - \* Hourly chime.
  - \* 12/24 hour format switch option.
  - \* Timer.
  - \* Second time zone.
- Accuracy at normal temperature (25°C): ± 30 seconds a month.
- Normal operating temperature range: 10°C - 40°C.