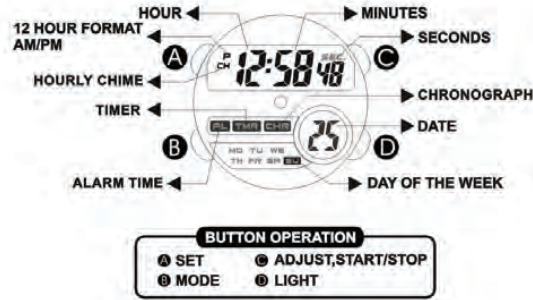


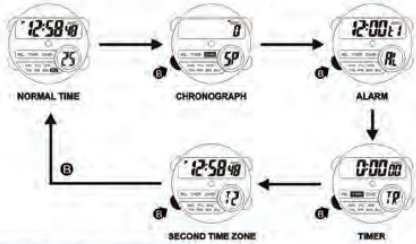
REGULAR DISPLAY AND BUTTON OPERATION

E-01



HOW TO CHANGE THE DISPLAY MODE

E-02



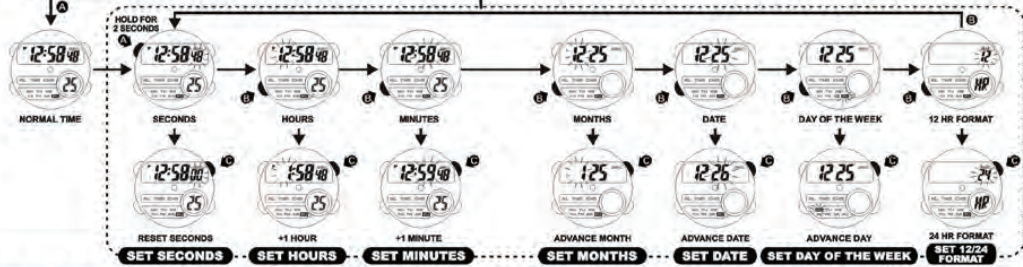
HOW TO DISPLAY CALENDAR

E-03



HOW TO SET NORMAL TIME

E-04

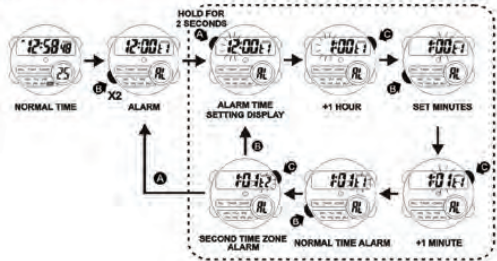


HOW TO SET NORMAL TIME

E-05

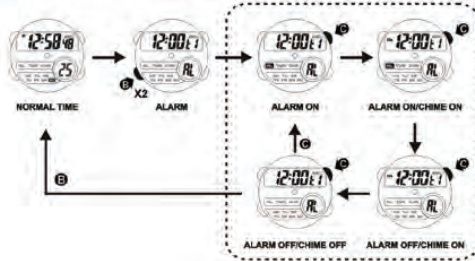
HOW TO SET ALARM TIME

E-06



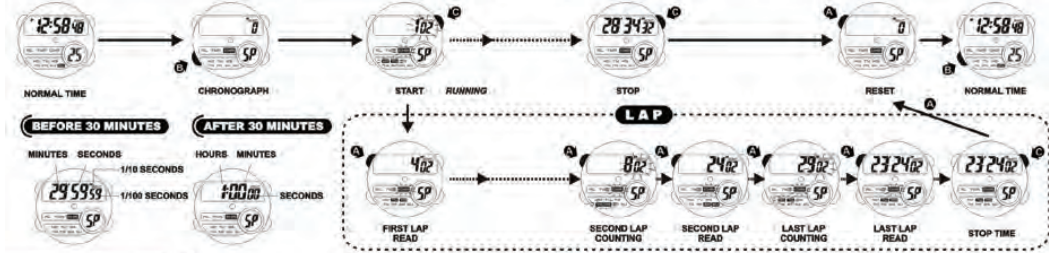
HOW TO USE ALARM AND CHIME DISPLAY

E-07



HOW TO USE THE CHRONOGRAPH

E-08

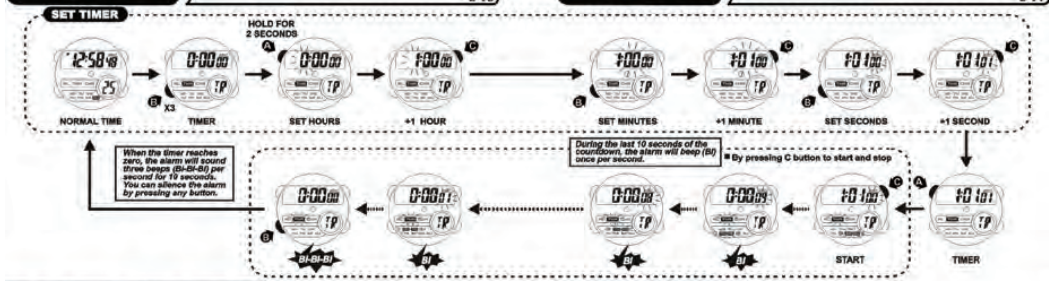


HOW TO USE THE CHRONOGRAPH

E-09

HOW TO USE TIMER

E-10

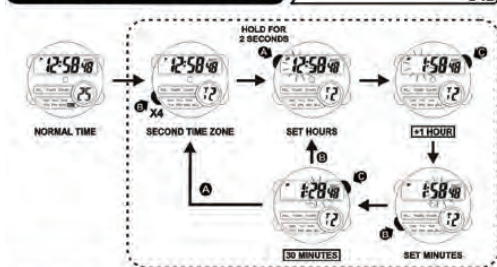


HOW TO USE TIMER

E-11

HOW TO SET SECOND TIME ZONE

E-12



HOW TO USE EL LIGHT

E-13



NOTE:

- This watch features an electro-luminescent (EL) backlight, which tends to lose illuminating power after very long use.
- The illumination provided by backlight may hard to see under direct sunlight.

FEATURES AND SPECIFICATIONS

E-15

- Standard display mode: Hour, Minutes, Seconds, Month, Day of the week.
- Function:
 - * Month, Date AM/PM and Electro-Luminescent light.
 - * Alarm function with buzzer signal output.
 - * Chronograph function with lap operation.
 - * Hourly chime.
 - * 12/24 hour format switch option.
 - * Timer.
 - * Second time zone.
- Accuracy at normal temperature (25°C): ± 30 seconds a month.
- Normal operating temperature range: 10°C - 40°C.