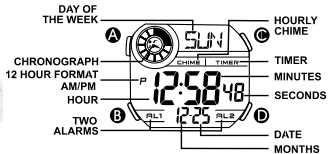




X115 THOR



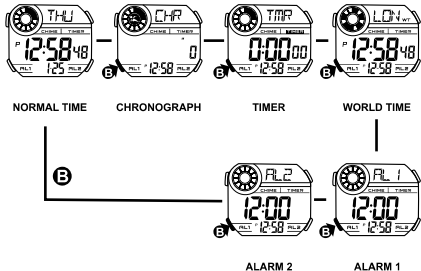
REGULAR DISPLAY AND BUTTON OPERATION



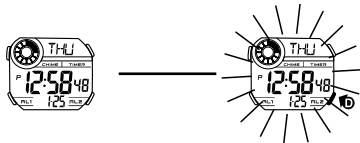
BUTTON OPERATION

A SET	C ADJUST, START/STOP
B MODE	D LIGHT

HOW TO CHANGE THE DISPLAY MODE



HOW TO USE EL LIGHT

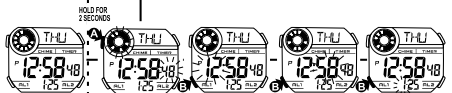


NOTE:

1. This watch features an electro-luminescent (EL) backlight, watch tends to lose illuminating power after very long use.
2. The illumination provided by backlight may hard to see under direct sunlight.

HOW TO SET NORMAL TIME

HOW TO SET NORMAL TIME



NORMAL TIME

SECONDS

HOURS

MINUTES

MONTHS

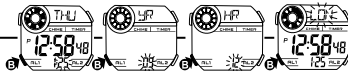


RESET SECONDS

+1 HOUR

+1 MINUTE

ADVANCE MONTH

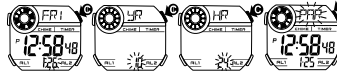


DATE

YEARS

12 HR FORMAT

CITY CODE



ADVANCE DATE

ADVANCE YEAR

24 HR FORMAT

SELECT CITY CODE

SET SECONDS

SET HOURS

SET MINUTES

SET MONTHS

SET DATE

SET YEAR

SET 12/24
FORMAT

SET
CITY CODE

SET SECONDS

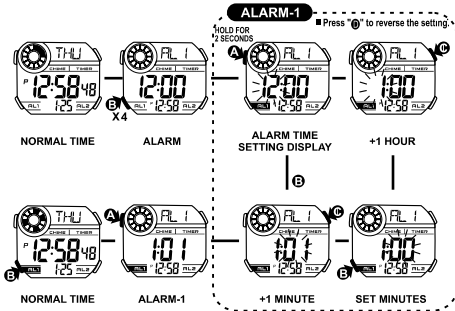
- Minutes do not advance and seconds return to zero when set seconds before 30 seconds.

- Minutes advance and seconds return to zero when set seconds after 30 seconds.

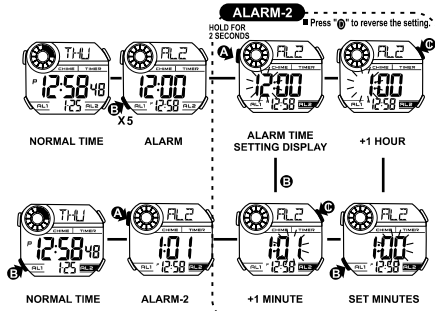
- Press "C" to advance the setting. Hold "C" for longer time than 2 seconds can advance the setting rapidly.

- Press "D" to reverse the setting.

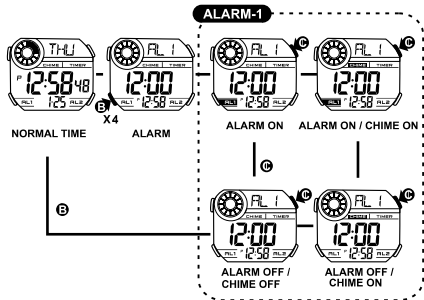
HOW TO SET ALARM TIME



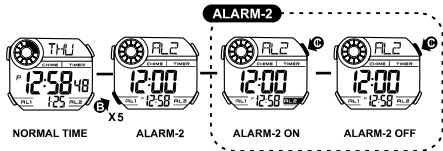
HOW TO SET ALARM TIME



HOW TO USE ALARM-1 AND CHIME DISPLAY



HOW TO SET ALARM-2 DISPLAY



HOW TO SET THE CHRONOGRAPH



NORMAL TIME



CHRONOGRAPH



START RUNNING



STOP



RESET



NORMAL TIME

BEFORE 30 MINUTES

AFTER 30 MINUTES

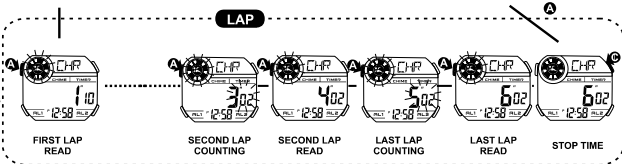


1/100 SECONDS
1/10 SECONDS

MINUTES SECONDS



HOURS MINUTES SECONDS



HOW TO SET TIMER

SET TIMER



NORMAL TIME



TIMER

HOLD FOR
2 SECONDS



SET HOURS



+1 HOURS

■ Press "D" to reverse the setting.



SET MINUTES



+1 MINUTE



SET SECONDS



+1 SECOND

When the timer reaches zero, the alarm will sound three beeps "Bi-Bi-Bi" for 10 seconds. You can silence the alarm by pressing any button. If not then it will count up to 5 minutes.

COUNT UP

During the last 10 seconds of the countdown, the alarm will beep once (Bi) per second.

■ By pressing "C" button to start and stop



Bi-Bi-Bi



Bi-Bi



Bi-Bi-Bi



Bi



Bi



Bi



START



TIMER

HOW TO SET WORLD TIME

■ Press "D" to reverse the setting.



NORMAL TIME



WORLD TIME



SELECT CITIES

22 CITIES

HOW TO SET WORLD TIME

GMT Difference	-11	-10	-09	-08	-07	-06	-05	-04	-03	-00	+01	+02	+03	+04	+05	+06	+07	+08	+09	+10	+11	+12
CITY CODE	PPG	HNL	ANC	LAX	DEN	MEX	NYC	CCS	RIO	LON	PAR	CAI	MOW	DXB	KHI	DAC	BKK	HKG	TYO	SYD	NOU	WLG
CITY NAME	Samoa	Honolulu	Anchorage	Los Angel	Denver	Mexico	New York	Caracas	Rio De Janeiro	London	Paris	Cairo	Moscow	Dubai	Karachi	Dacca	Bangkok	Hong Kong	Tokyo	Sydney	Noumea	Wellington