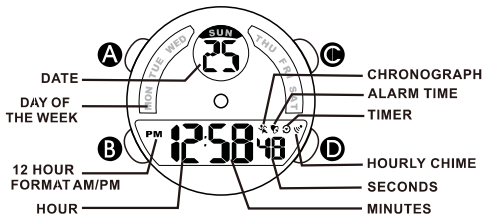




X1024 STINGRAY

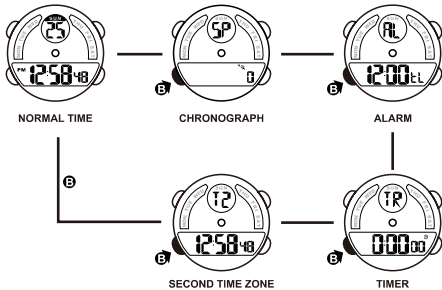
REGULAR DISPLAY AND BUTTON OPERATION



BUTTON OPERATION

- | | |
|---------------|-----------------------------|
| A SET | C ADJUST, START/STOP |
| B MODE | D LIGHT |

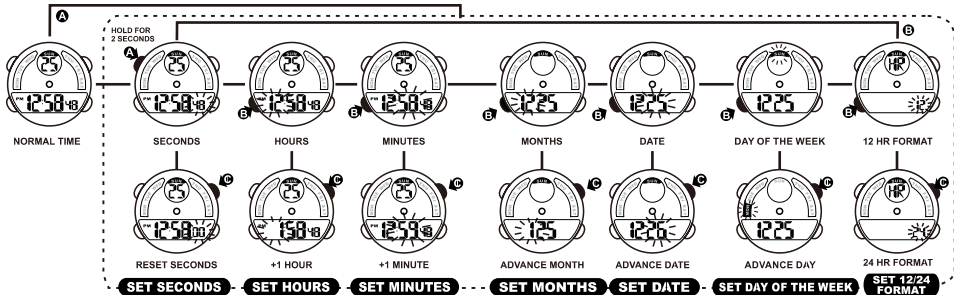
HOW TO CHANGE THE DISPLAY MODE



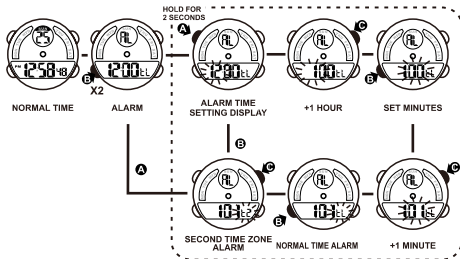
HOW TO DISPLAY CALENDAR



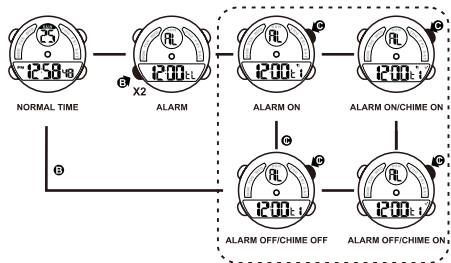
HOW TO SET NORMAL TIME



HOW TO SET ALARM TIME



HOW TO USE ALARM AND CHIME DISPLAY



HOW TO USE THE CHRONOGRAPH



NORMAL TIME



CHRONOGRAPH



START RUNNING



STOP



RESET



NORMAL TIME

BEFORE 30 MINUTES

AFTER 30 MINUTES



MINUTES SECONDS 1/10 SECONDS
1/100 SECONDS



HOURS MINUTES SECONDS

HOW TO USE THE CHRONOGRAPH



STOP



RESET



NORMAL TIME

LAP



FIRST LAP READ



SECOND LAP COUNTING



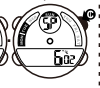
SECOND LAP READ



LAST LAP COUNTING



LAST LAP READ



STOP TIME

HOW TO USE TIMER

SET TIMER

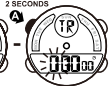


NORMAL TIME



TIMER

HOLD FOR
2 SECONDS



SET HOURS



+1 HOUR



SET MINUTES



+1 MINUTE



SET SECONDS



+1 SECOND

When the timer reaches zero, the alarm will sound three beeps (Bi-Bi-Bi) per second for 10 seconds. You can silence the alarm by pressing any button.



Bi-Bi-Bi



Bi



Bi



Bi

START

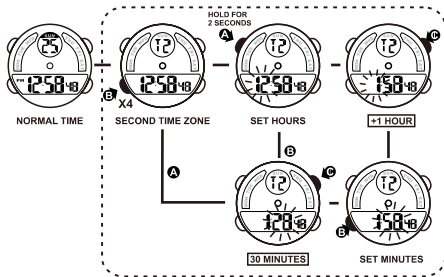


TIMER

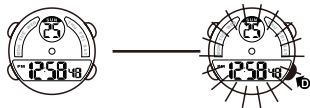
During the last 10 seconds of the countdown, the alarm will beep (Bi) once per second.

■ By pressing C button to start and stop

HOW TO SET SECOND TIME ZONE



HOW TO USE EL LIGHT



NOTE:

1. This watch features an electro-luminescent (EL) backlight, which tends to lose illuminating power after very long use.
2. The illumination provided by backlight may hard to see under direct sunlight.

CARE OF YOUR WATCH

1. This watch contains precise electronic components. Never attempt to open the case or remove the back cover.
2. Do not operate buttons while underwater, or while swimming or diving.
3. Should water or condensation appear in the watch, immediately have the watch checked. Water can corrode electronic parts inside the case.
4. **Avoid severe impact:** The watch is designed to withstand impact under normal use. Do not subject it to severe impacts or rough usage, and do not drop it onto hard surfaces.
5. **Avoid exposing the watch to temperature extremes.**
6. Clean the watch with a soft cloth and clean water only. Avoid using chemicals, especially soap.
7. Keep your watch away from strong electric fields and static electricity.

FEATURES AND SPECIFICATIONS

1. Standard display mode: Hour, Minutes, Seconds, Month, Day of the week.
2. Function:
 - * Month, Date AM/PM and Electro-Luminescent light.
 - * Alarm function with buzzer signal output.
 - * Chronograph function with lap operation.
 - * Hourly chime.
 - * 12/24 hour format switch option.
 - * Timer.
 - * Second time zone.
3. Accuracy at normal temperature (25°C): ± 30 seconds a month.
4. Normal operating temperature range: 10°C ~ 40°C.