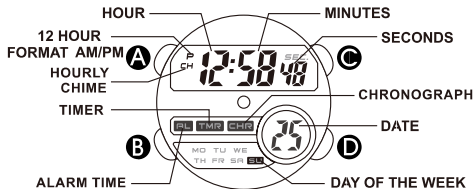




X1023 ROLLER

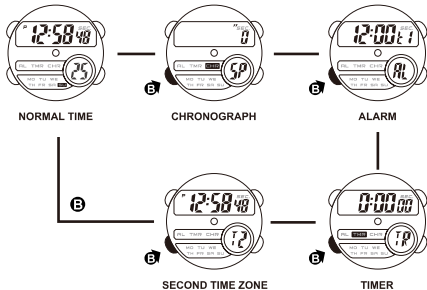
REGULAR DISPLAY AND BUTTON OPERATION



BUTTON OPERATION

- A** SET
- B** MODE
- C** ADJUST, START/STOP
- D** LIGHT

HOW TO CHANGE THE DISPLAY MODE

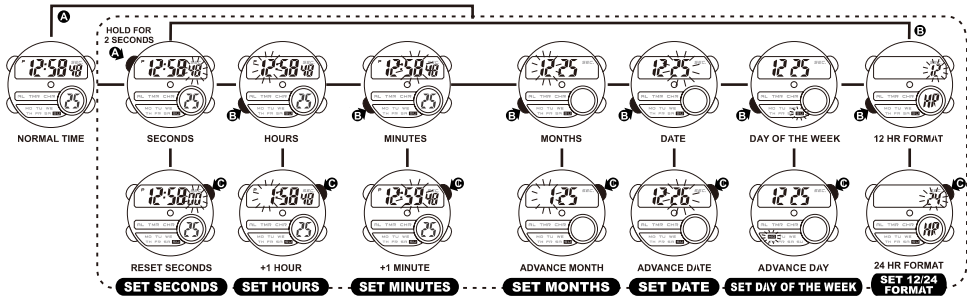


HOW TO DISPLAY CALENDAR

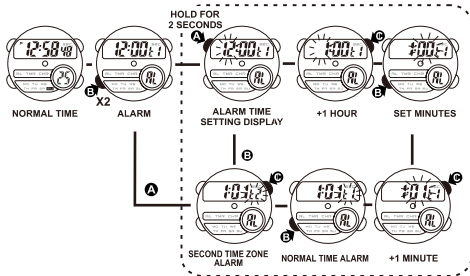


HOW TO SET NORMAL TIME

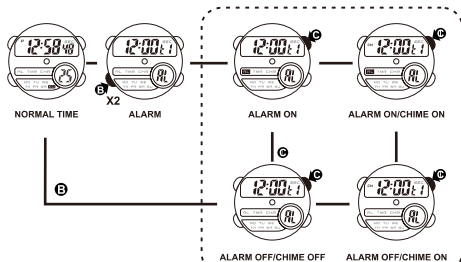
HOW TO SET NORMAL TIME



HOW TO SET ALARM TIME



HOW TO USE ALARM AND CHIME DISPLAY



HOW TO USE THE CHRONOGRAPH



NORMAL TIME



CHRONOGRAPH



START *RUNNING*



STOP



RESET



NORMAL TIME

BEFORE 30 MINUTES

MINUTES SECONDS



AFTER 30 MINUTES

HOURS MINUTES



HOW TO USE THE CHRONOGRAPH

LAP



FIRST LAP
READ



SECOND LAP
COUNTING



SECOND LAP
READ



LAST LAP
COUNTING



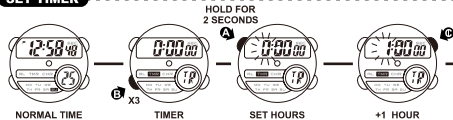
LAST LAP
READ



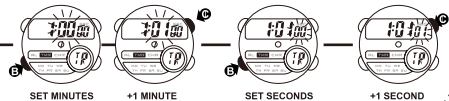
STOP TIME

HOW TO USE TIMER

SET TIMER



HOW TO USE TIMER



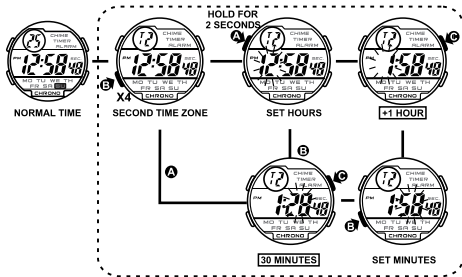
When the timer reaches zero, the alarm will sound three beeps (Bi-Bi-Bi) per second for 10 seconds. You can silence the alarm by pressing any button.

During the last 10 seconds of the countdown, the alarm will beep (Bi) once per second.

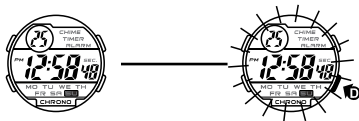
■ By pressing C button to start and stop



HOW TO SET SECOND TIME ZONE



HOW TO USE EL LIGHT



NOTE:

1. This watch features an electro-luminescent (EL) backlight, which tends to lose illuminating power after very long use.
2. The illumination provided by backlight may hard to see under direct sunlight.

CARE OF YOUR WATCH

1. This watch contains precise electronic components. Never attempt to open the case or remove the back cover.
2. Do not operate buttons while underwater, or while swimming or diving.
3. Should water or condensation appear in the watch, immediately have the watch checked. Water can corrode electronic parts inside the case.
4. **Avoid severe impact:** The watch is designed to withstand impact under normal use. Do not subject it to severe impacts or rough usage, and do not drop it onto hard surfaces.
5. **Avoid exposing the watch to temperature extremes.**
6. Clean the watch with a soft cloth and clean water only. Avoid using chemicals, especially soap.
7. Keep your watch away from strong electric fields and static electricity.

FEATURES AND SPECIFICATIONS

1. Standard display mode: Hour, Minutes, Seconds, Month, Day of the week.
2. Function:
 - * Month, Date AM/PM and Electro-Luminescent light.
 - * Alarm function with buzzer signal output.
 - * Chronograph function with lap operation.
 - * Hourly chime.
 - * 12/24 hour format switch option.
 - * Timer.
 - * Second time zone.
3. Accuracy at normal temperature (25°C): ± 30 seconds a month.
4. Normal operating temperature range: 10°C ~ 40°C.