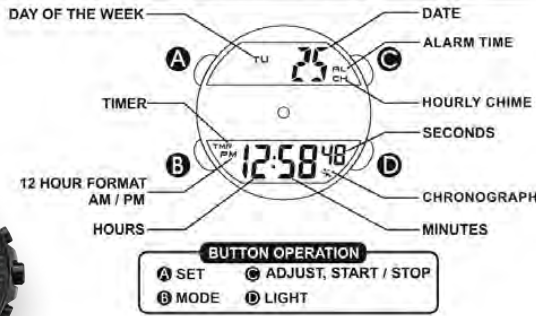


# THE APOLLO

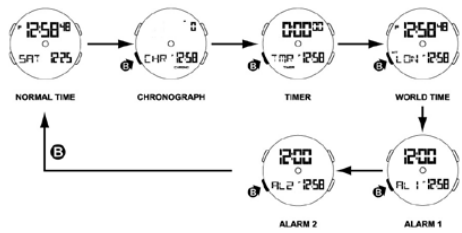
MW1452G1  
MW1452G2  
MW1452G3



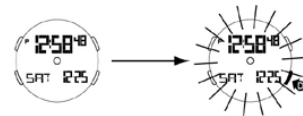
## REGULAR DISPLAY AND BUTTON OPERATION E-01



## HOW TO CHANGE THE DISPLAY MODE E-02

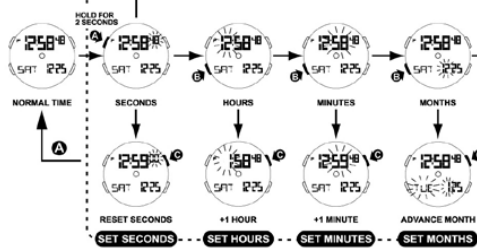


## HOW TO USE EL LIGHT E-03

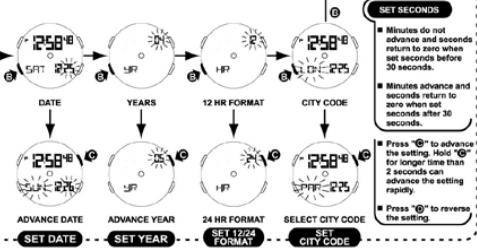


- NOTE:**
- This watch features an electro-luminescent (EL) backlight, watch hands to lose illuminating power after very long use.
  - The illumination provided by backlight may hard to see under direct sunlight.

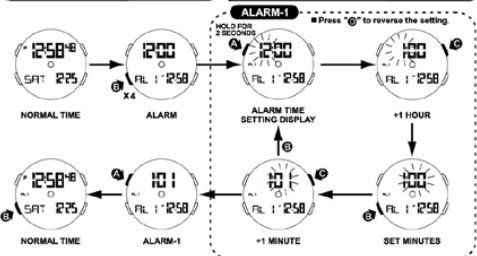
## HOW TO SET NORMAL TIME E-04



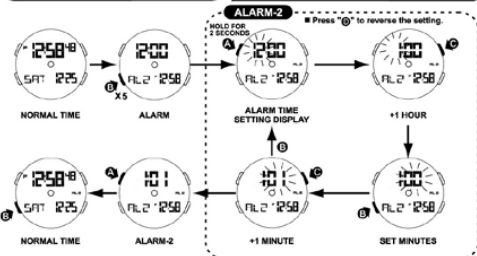
## HOW TO SET NORMAL TIME E-05



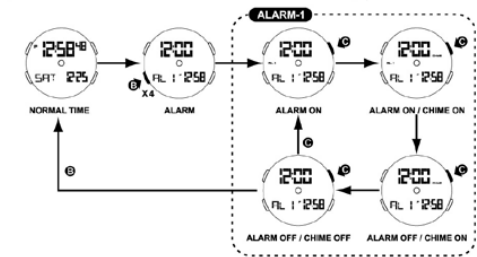
## HOW TO SET ALARM TIME E-06



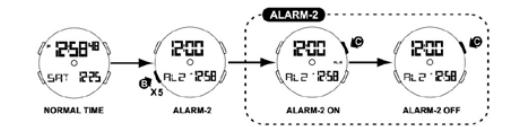
## HOW TO SET ALARM TIME E-07



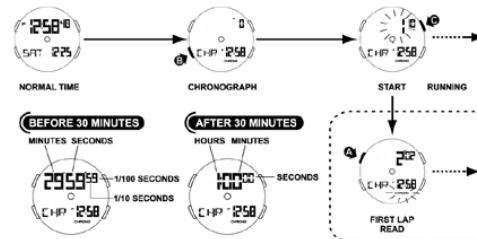
## HOW TO USE ALARM-1 AND CHIME DISPLAY E-08



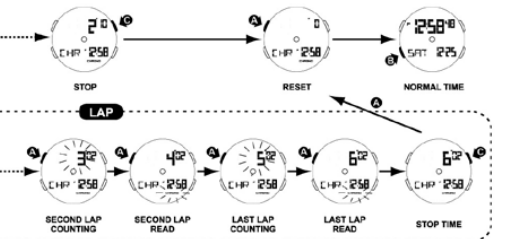
## HOW TO SET ALARM-2 DISPLAY E-09



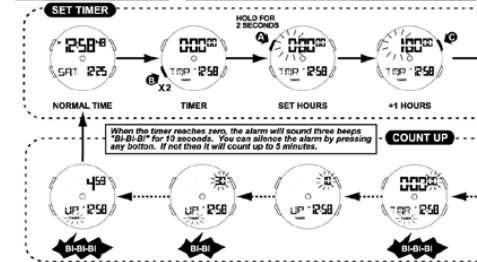
## HOW TO SET THE CHRONOGRAPH E-10



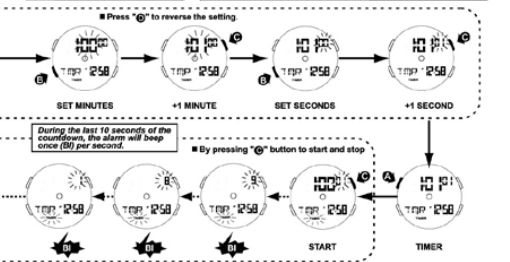
## HOW TO SET THE CHRONOGRAPH E-11



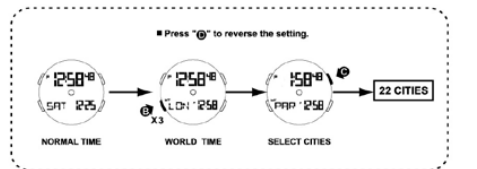
## HOW TO SET TIMER E-12



## HOW TO SET TIMER E-13



## HOW TO SET WORLD TIME E-14



## HOW TO SET WORLD TIME E-15

CMT Difference	-11	-10	-09	-08	-07	-06	-05	-04	-03	-00	+01	+02	+03	+04	+05	+06	+07	+08	+09	+10	+11	+12
CITY CODE	PPG	HNL	ANC	LAX	BEN	MEX	NYC	CCS	RO	LOW	PAR	CAI	MOW	DXB	KHI	DAC	BKK	HKG	TYO	SYD	NOU	MLG
CITY NAME	San Jose	Honolulu	Anchorage	Los Angeles	Dhaka	Mexico	New York	Caracas	Rio De Janeiro	London	Paris	Cairo	Moscow	Mumbai	Dubai	Dhaka	Bangkok	Hong Kong	Tokyo	Sydney	New Orleans	Wellington

## FEATURES AND SPECIFICATIONS E-17

- Standard display mode: Hours, Minutes, Seconds, Day of the week, Date, Months.
- Function:
  - Year, Month, Date AM/PM and Electro-Luminescent light.
  - Alarm function with buzzer signal output.
  - Chronograph function with lap operation.
  - Hourly chime.
  - 12/24 hour format switch option.
  - World Time.
  - Timer.
  - Second time zone.
- Accuracy at normal temperature (25°C): ±30 seconds a month.
- Normal operating temperature range: 10°C ~ 40°C.

## CARE OF YOUR WATCH E-16

- This watch contains precise electronic components. Never attempt to open the case or remove the back cover.
- Do not operate buttons while underwater, or while swimming or diving.
- Should water or condensation appear in the watch, immediately have the watch checked. Water can corrode electronic parts inside the case.
- Avoid severe impact: The watch is designed to stand impact under normal use. Do not subject it to severe impacts or rough usage, and do not drop it onto hard surfaces.
- Avoid exposing the watch to temperature extremes.
- Clean the watch with a soft cloth and clean water only. Avoid using chemicals, especially soap.